





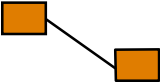
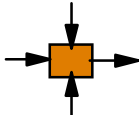
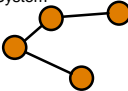
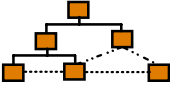

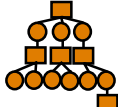
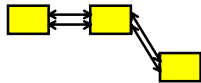
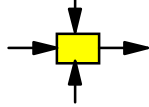
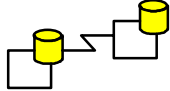
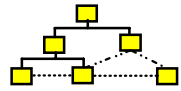
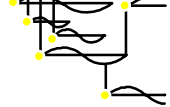
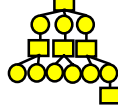
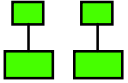
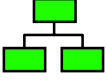
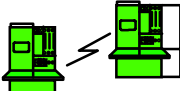
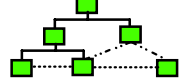
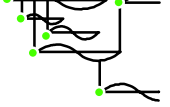
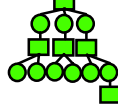








ENTERPRISE ARCHITECTURE - A FRAMEWORK TM

	DATA <i>What</i>	FUNCTION <i>How</i>	NETWORK <i>Where</i>	PEOPLE <i>Who</i>	TIME <i>When</i>	MOTIVATION <i>Why</i>	
SCOPE (CONTEXTUAL)	List of Things Important to the Business 	List of Processes the Business Performs 	List of Locations in which the Business Operates 	List of Organizations Important to the Business 	List of Events/Cycles Significant to the Business 	List of Business Goals/Strategies 	SCOPE (CONTEXTUAL)
<i>Planner</i>	ENTITY = Class of Business Thing	Process = Class of Business Process	Node = Major Business Location	People = Major Organization Unit	Time = Major Business Event/Cycle	Ends/Means = Major Business Goal/Strategy	<i>Planner</i>
BUSINESS MODEL (CONCEPTUAL)	e.g. Semantic Model 	e.g. Business Process Model 	e.g. Business Logistics System 	e.g. Work Flow Model 	e.g. Master Schedule 	e.g. Business Plan 	BUSINESS MODEL (CONCEPTUAL)
<i>Owner</i>	Ent = Business Entity ReIn = Business Relationship	Proc. = Business Process I/O = Business Resources	Node = Business Location Link = Business Linkage	People = Organization Unit Work = Work Product	Time = Business Event Cycle = Business Cycle	End = Business Objective Means = Business Strategy	<i>Owner</i>
SYSTEM MODEL (LOGICAL)	e.g. Logical Data Model 	e.g. Application Architecture 	e.g. Distributed System Architecture 	e.g. Human Interface Architecture 	e.g. Processing Structure 	e.g., Business Rule Model 	SYSTEM MODEL (LOGICAL)
<i>Designer</i>	Ent = Data Entity ReIn = Data Relationship	Proc. = Application Function I/O = User Views	Node = I/S Function (Processor, Storage, etc.) Link = Line Characteristics	People = Role Work = Deliverable	Time = System Event Cycle = Processing Cycle	End = Structural Assertion Means = Action Assertion	<i>Designer</i>
TECHNOLOGY MODEL (PHYSICAL)	e.g. Physical Data Model 	e.g. System Design 	e.g. Technology Architecture 	e.g. Presentation Architecture 	e.g. Control Structure 	e.g. Rule Design 	TECHNOLOGY MODEL (PHYSICAL)
<i>Builder</i>	Ent = Segment/Table/etc. ReIn = Pointer/Key/etc.	Proc. = Computer Function I/O = Data Elements/Sets	Node = Hardware/Systems Software Link = Line Specifications	People = User Work = Screen Format	Time = Execute Cycle = Component Cycle	End = Condition Means = Action	<i>Builder</i>
DETAILED REPRESENTATIONS (OUT-OF-CONTEXT)	e.g. Data Definition 	e.g. Program 	e.g. Network Architecture 	e.g. Security Architecture 	e.g. Timing Definition 	e.g. Rule Specification 	DETAILED REPRESENTATIONS (OUT-OF-CONTEXT)
<i>Sub-Contractor</i>	Ent = Field ReIn = Address	Proc. = Language Statement I/O = Control Block	Node = Address Link = Protocol	People = Identity Work = Job	Time = Interrupt Cycle = Machine Cycle	End = Sub-condition Means = Step	<i>Sub-Contractor</i>
FUNCTIONING ENTERPRISE	e.g. DATA	e.g. FUNCTION	e.g. NETWORK	e.g. ORGANIZATION	e.g. SCHEDULE	e.g. STRATEGY	FUNCTIONING ENTERPRISE

John A. Zachman, Zachman International